



SBERBANK

Changes in Sberbank Shareholder Structure

2009—2011

Shareholder Structure: Changes Over the Past 3 Years

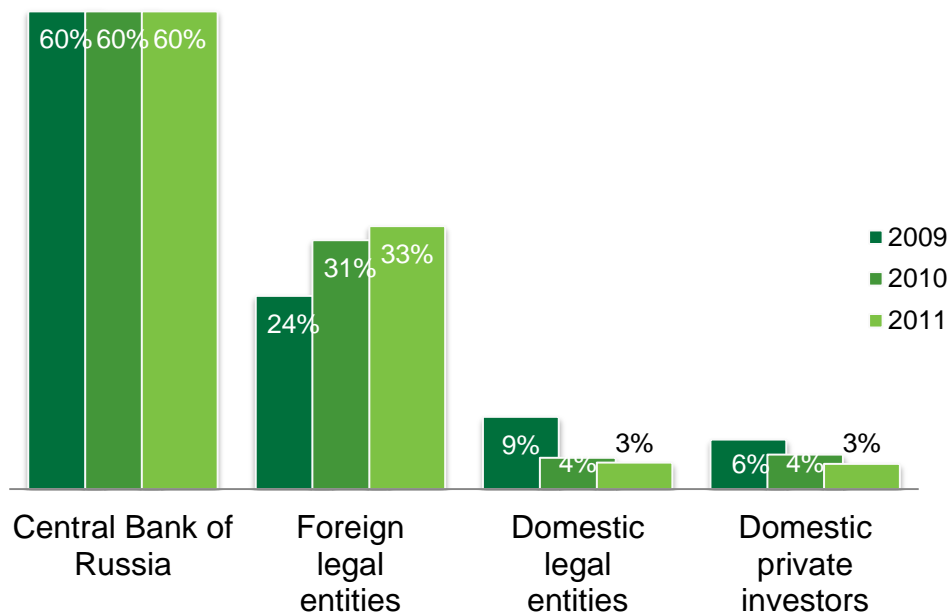
Charter Capital Breakdown

	2009	2010	2011	Changes (2010—2011), p.p.
Central Bank of Russia	57.58%	57.58%	57.58%	-
Foreign legal entities	24.26%	32.12%	33.43%	+1.31%
Domestic legal entities	9.49%	4.21%	4.16%	-0.05%
Foreign private investors	0.01%	0.01%	0.01%	-
Domestic private investors	8.66%	6.08%	4.82%	-1.26%

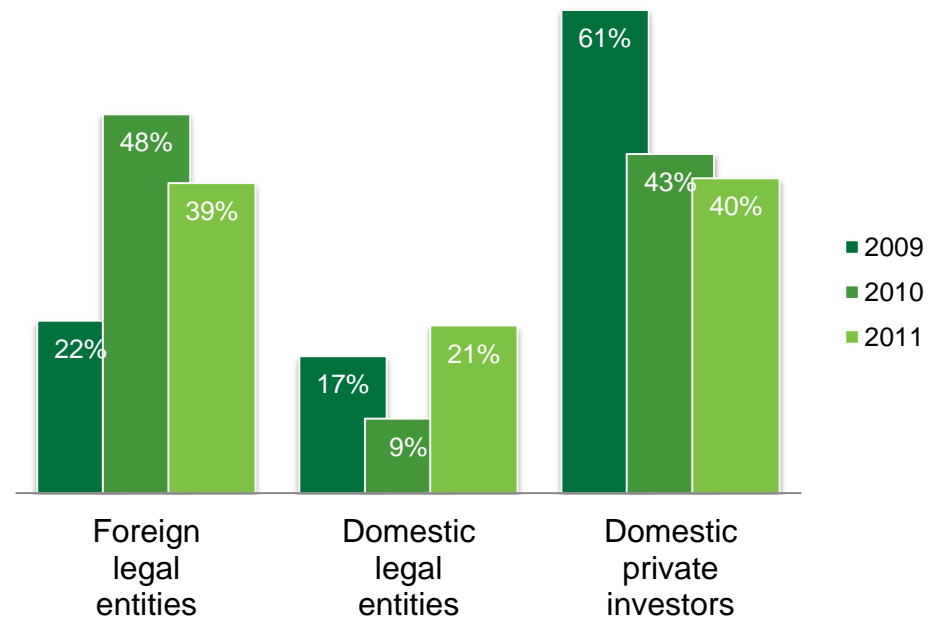
Changes in Ownership and Distribution of Shares



Ordinary Shares (% owned*)



Preferred Shares (% owned**)



* Foreign individuals' ownership was less than 0.1% of ordinary and preferred shares in 2009-2011

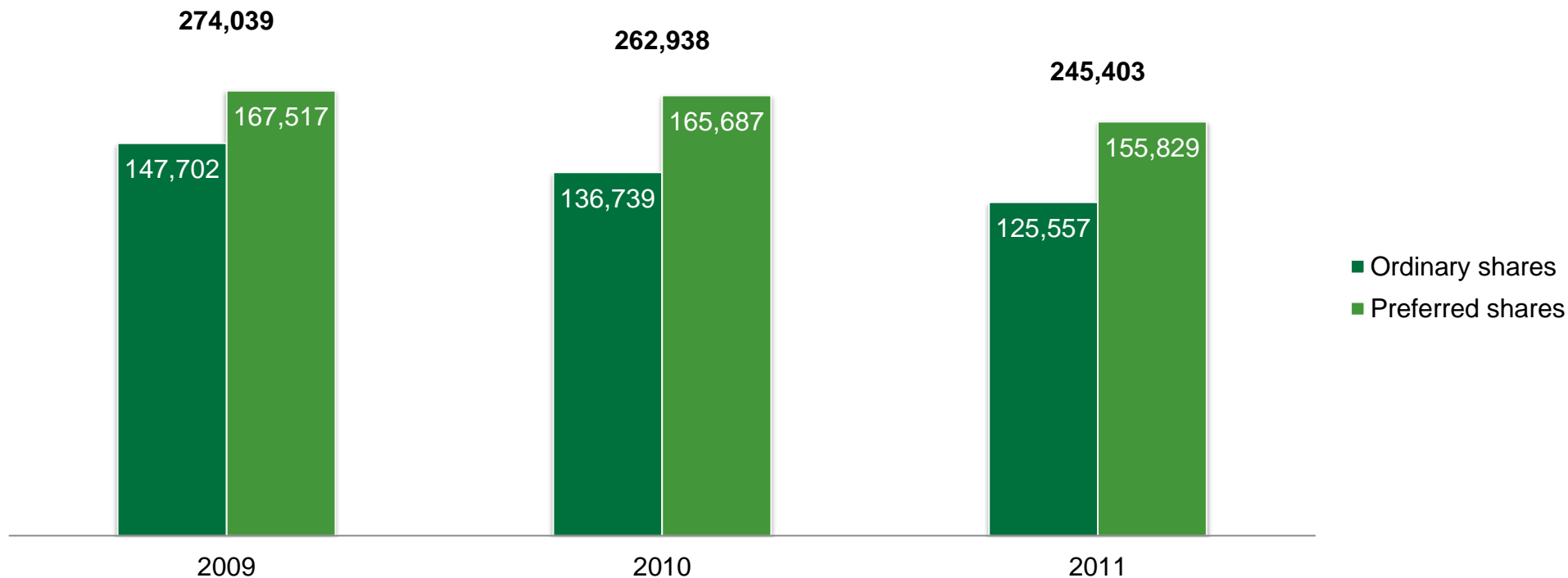
** Central Bank of Russia has no ownership of preferred shares

Shares outstanding:

- 21,586,948,000 ordinary shares
- 1,000,000,000 preferred shares

Note: Total ownership may not sum up to 100% due to rounding

Total Number of Shareholders



Number of shareholders: 245,403, as of April 15, 2011. A portion of shareholders own both classes of shares

- Individuals: 236,797
- Legal entities: 8,606

Geographical Distribution of Investors

- The Bank has a wide geography of foreign investors (over 50 countries)
- Investors from the United Kingdom, the United States and Canada own approximately half of all shares held among foreign shareholders

